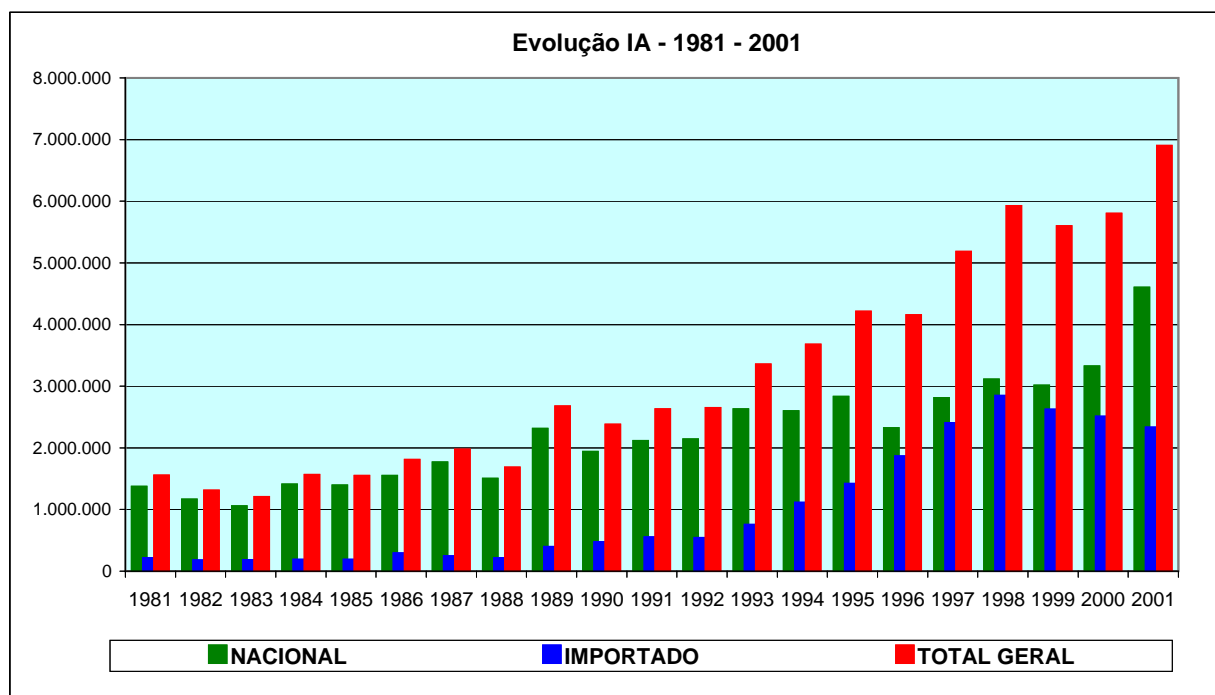


# EVOLUÇÃO DA INSEMINAÇÃO ARTIFICIAL NO BRASIL

## Nacional e Importado - Período de 1981 - 2001



Ano	NACIONAL			IMPORTADO			TOTAL GERAL	
	VENDAS	PART %	EVOL %	VENDAS	PART %	EVOL %	VENDAS	EVOL %
1981	1.340.051	88,12%		180.688	11,88%		1.520.739	
1982	1.132.967	88,77%	-15,45%	143.287	11,23%	-20,70%	1.276.254	-16,08%
1983	1.024.025	87,16%	-9,62%	150.858	12,84%	5,28%	1.174.883	-7,94%
1984	1.377.446	89,84%	34,51%	155.749	10,16%	3,24%	1.533.195	30,50%
1985	1.359.504	89,62%	-1,30%	157.476	10,38%	1,11%	1.516.980	-1,06%
1986	1.515.177	85,30%	11,45%	261.149	14,70%	65,83%	1.776.326	17,10%
1987	1.731.683	89,09%	14,29%	212.032	10,91%	-18,81%	1.943.715	9,42%
1988	1.467.825	89,03%	-15,24%	180.929	10,97%	-14,67%	1.648.754	-15,18%
1989	2.280.054	86,33%	55,34%	361.019	13,67%	99,54%	2.641.073	60,19%
1990	1.906.231	81,15%	-16,40%	442.800	18,85%	22,65%	2.349.031	-11,06%
1991	2.080.086	80,08%	9,12%	517.582	19,92%	16,89%	2.597.668	10,58%
1992	2.108.245	80,55%	1,35%	509.036	19,45%	-1,65%	2.617.281	0,76%
1993	2.597.933	78,21%	23,23%	723.597	21,79%	42,15%	3.321.530	26,91%
1994	2.566.457	70,43%	-1,21%	1.077.431	29,57%	48,90%	3.643.888	9,71%
1995	2.797.063	66,90%	8,99%	1.383.908	33,10%	28,45%	4.180.971	14,74%
1996	2.288.672	55,50%	-18,18%	1.834.770	44,50%	32,58%	4.123.442	-1,38%
1997	2.779.413	53,96%	21,44%	2.371.013	46,04%	29,23%	5.150.426	24,91%
1998	3.079.066	52,26%	10,78%	2.813.309	47,74%	18,65%	5.892.375	14,41%
1999	2.979.318	53,51%	-3,24%	2.588.103	46,49%	-8,01%	5.567.421	-5,51%
2000	3.293.910	57,09%	10,56%	2.475.438	42,91%	-4,35%	5.769.348	3,63%
2001	4.568.962	66,51%	38,71%	2.301.128	33,49%	-7,04%	6.870.090	19,08%

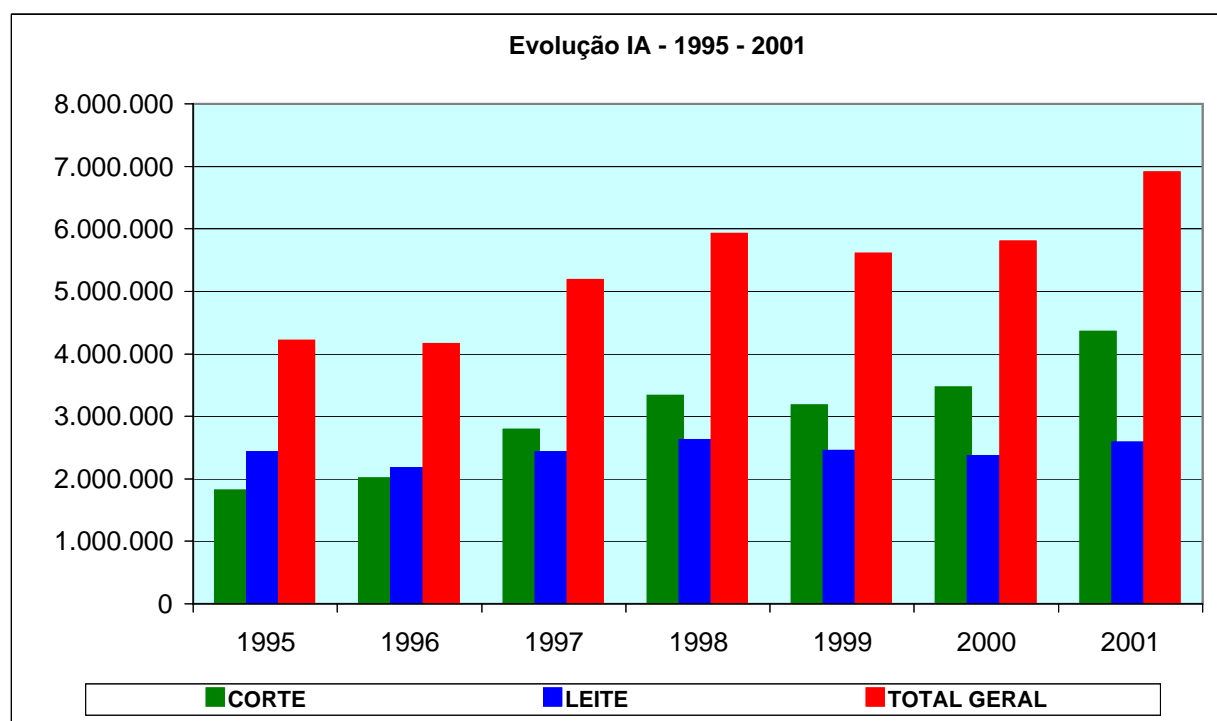


## EVOLUÇÃO DA INSEMINAÇÃO ARTIFICIAL NO BRASIL

### Corte e Leite - Período de 1995 - 2001



Ano	CORTE			LEITE			TOTAL GERAL	
	VENDAS	PART %	EVOL %	VENDAS	PART %	EVOL %	VENDAS	EVOL %
1995	1.782.658	42,64%		2.398.313	33,10%		4.180.971	
1996	1.979.284	48,00%	11,03%	2.144.158	44,50%	-10,60%	4.123.442	-1,38%
1997	2.757.042	53,53%	39,29%	2.393.384	46,03%	11,62%	5.150.426	24,91%
1998	3.303.281	56,06%	19,81%	2.589.094	47,73%	8,18%	5.892.375	14,41%
1999	3.149.535	56,57%	-4,65%	2.417.886	46,48%	-6,61%	5.567.421	-5,51%
2000	3.431.808	59,48%	8,96%	2.337.540	40,52%	-3,32%	5.769.348	3,63%
2001	4.323.865	62,94%	25,99%	2.546.225	37,06%	8,93%	6.870.090	19,08%



**COMERCIALIZAÇÃO DE SÊMEN 2001**

**RAÇAS DE CORTE E LEITE - NACIONAL E IMPORTADO**



RAÇAS	RAÇAS DE CORTE					
	NACIONAL		IMPORTADO		TOTAL CORTE	
	DOSES	PART %	DOSES	PART %	DOSES	PART %
NELORE - NE	1.239.597	34,94%		0,00%	1.239.597	28,67%
RED ANGUS - AR	533.018	15,02%	322.921	41,63%	855.939	19,80%
NELORE MOCHO - NO	329.219	9,28%		0,00%	329.219	7,61%
SIMENTAL - SM	233.579	6,58%	60.488	7,80%	294.067	6,80%
ANGUS - AN	134.503	3,79%	149.652	19,29%	284.155	6,57%
LIMOUSIN - LM	109.613	3,09%	45.096	5,81%	154.709	3,58%
GUZERÁ - GZ	102.988	2,90%		0,00%	102.988	2,38%
RED BRANGUS - RB	90.514	2,55%	6.823	0,88%	97.337	2,25%
BRANGUS - BN	54.436	1,53%	31.925	4,12%	86.361	2,00%
TABAPUÁ - TB	84.906	2,39%		0,00%	84.906	1,96%
BRAHMAN - BR	68.097	1,92%	11.249	1,45%	79.346	1,84%
BRAFORD - BO	61.277	1,73%	800	0,10%	62.077	1,44%
HEREFORD MOCHO - HP	41.256	1,16%	15.912	2,05%	57.168	1,32%
CHAROLÉS - CH	33.401	0,94%	22.809	2,94%	56.210	1,30%
GIR - GY	46.520	1,31%		0,00%	46.520	1,08%
SENEPOL - SE	27.867	0,79%	18.092	2,33%	45.959	1,06%
BLONDE D'AQUITAINE - BD	30.921	0,87%	8.632	1,11%	39.553	0,91%
BRAUNVIEH - BU	33.828	0,95%	5.412	0,70%	39.240	0,91%
BONSMARA - BO	22.405	0,63%	13.194	1,70%	35.599	0,82%
SANTA GERTRUDIS - SG	33.465	0,94%	145	0,02%	33.610	0,78%
SIMBRASIL - SI	28.586	0,81%	100	0,01%	28.686	0,66%
MONTANA - MN	28.153	0,79%		0,00%	28.153	0,65%
PIEMONTE - PI	13.971	0,39%	13.126	1,69%	27.097	0,63%
MARCHIGIANA - MR	24.753	0,70%	225	0,03%	24.978	0,58%
CANCHIM - CC	24.892	0,70%		0,00%	24.892	0,58%
CARACU - CR	24.618	0,69%		0,00%	24.618	0,57%
CHAROLÉS MOCHO - CO	15.975	0,45%	5.903	0,76%	21.878	0,51%
BELGIAN BLUE - BB	17.953	0,51%	735	0,09%	18.688	0,43%
HEREFORD - HH	4.710	0,13%	11.706	1,51%	16.416	0,38%
SIMENTAL MOCHO - SL	13.732	0,39%	2.660	0,34%	16.392	0,38%
LIMOUSIN MOCHO - LP	12.071	0,34%	351	0,05%	12.422	0,29%
COMPOSTO - XX	4.018	0,11%	6.771	0,87%	10.789	0,25%
DEVON - DE	8.357	0,24%	1.830	0,24%	10.187	0,24%
INDUBRASIL - IB	9.277	0,26%		0,00%	9.277	0,21%
SENGANGUS - SN		0,00%	7.297	0,94%	7.297	0,17%
SHORTHORN - SS	100	0,00%	3.085	0,40%	3.185	0,07%
BELMONT RED - BT		0,00%	3.011	0,39%	3.011	0,07%
CHIANINA - CA	298	0,01%	2.095	0,27%	2.393	0,06%
GELBVIEH - GV	685	0,02%	1.432	0,18%	2.117	0,05%
GIR MOCHO - GM	1.920	0,05%		0,00%	1.920	0,04%
NORMANDO - NM	462	0,01%	714	0,09%	1.176	0,03%
SANTA GERTRUDIS MOCHO - SO	990	0,03%		0,00%	990	0,02%
KOBE (WAGYU) - KB	380	0,01%	90	0,01%	470	0,01%
RED POLL - RP	450	0,01%		0,00%	450	0,01%
BEEFMASTER - BM		0,00%	350	0,05%	350	0,01%
OUTRAS	335	0,01%	1.138	0,15%	1.473	0,03%
<b>TOTAL</b>	<b>3.548.096</b>	<b>100%</b>	<b>775.769</b>	<b>100%</b>	<b>4.323.865</b>	<b>100%</b>

TOTAL CORTE NACIONAL	3.548.096	82,06%
TOTAL CORTE IMPORTADO	775.769	17,94%
<b>TOTAL CORTE</b>	<b>4.323.865</b>	<b>100,00%</b>

TOTAL CORTE	4.323.865	62,94%
TOTAL LEITE	2.546.225	37,06%
<b>TOTAL GERAL</b>	<b>6.870.090</b>	<b>100,00%</b>

RAÇAS	RAÇAS DE LEITE					
	NACIONAL		IMPORTADO		TOTAL LEITE	
	DOSES	PART %	DOSES	PART %	DOSES	PART %
HOLANDES - HO	438.648	42,97%	1.260.452	82,63%	1.699.100	66,73%
JERSEY - JE	158.124	15,49%	213.690	14,01%	371.814	14,60%
GIR LEITEIRO - GL	310.891	30,45%		0,00%	310.891	12,21%
PARDO SUÍÇO - BS	31.788	3,11%	32.313	2,12%	64.101	2,52%
GIROLANDO - GO	43.924	4,30%		0,00%	43.924	1,73%
GUZERÁ LEITEIRO - GT	30.988	3,04%		0,00%	30.988	1,22%
HOLANDES VERMELHO - WW	341	0,03%	18.704	1,23%	19.045	0,75%
GIR LEITEIRO MOCHO - GH	6.012	0,59%		0,00%	6.012	0,24%
OUTRAS	150	0,01%	200	0,01%	350	0,01%
<b>TOTAL</b>	<b>1.020.866</b>	<b>100%</b>	<b>1.525.359</b>	<b>100%</b>	<b>2.546.225</b>	<b>100%</b>

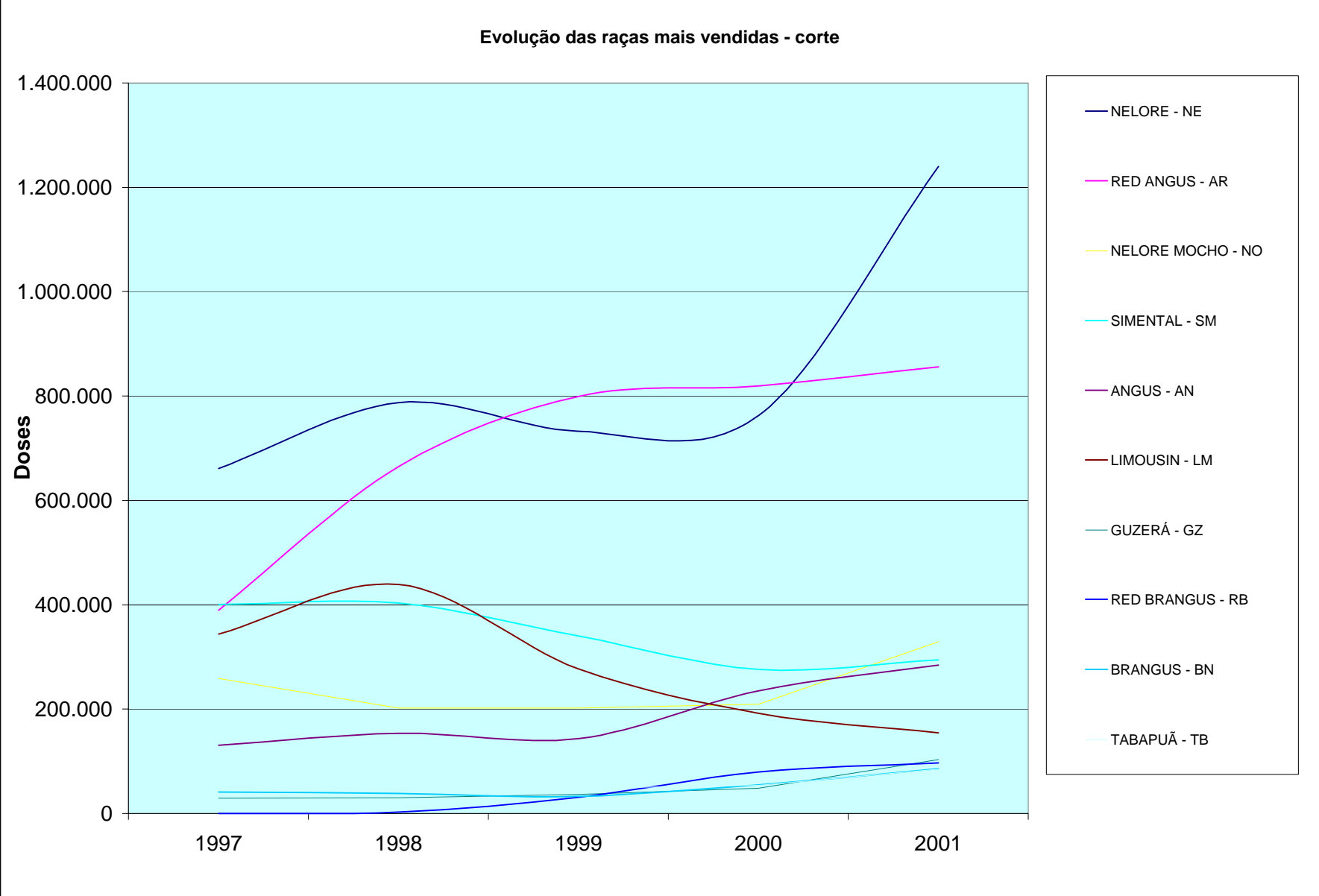
TOTAL LEITE NACIONAL	1.020.866	40,09%
TOTAL LEITE IMPORTADO	1.525.359	59,91%
<b>TOTAL LEITE</b>	<b>2.546.225</b>	<b>100,00%</b>

TOTAL NACIONAL	4.568.962	66,51%
TOTAL IMPORTADO	2.301.128	33,49%
<b>TOTAL GERAL</b>	<b>6.870.090</b>	<b>100,00%</b>

EVOLUÇÃO RAÇAS DE CORTE 1997 - 2001



RAÇAS	NACIONAL					IMPORTADO					TOTAL GERAL					EVOL %
	1997	1998	1999	2000	2001	1997	1998	1999	2000	2001	1997	1998	1999	2000	2001	
	Doses	Doses	Doses	Doses	Doses	Doses	Doses	Doses	Doses	Doses	Doses	Doses	Doses	Doses	Doses	
NELORE - NE	661.564	786.931	732.085	762.601	1.239.597						661.564	786.931	732.085	762.601	1.239.597	63%
RED ANGUS - AR	140.014	253.549	360.767	438.158	533.018	249.822	410.985	438.503	381.156	322.921	389.836	664.534	799.270	819.314	855.939	4%
NELORE MOCHO - NO	258.628	202.435	201.975	209.646	329.219						258.628	202.435	201.975	209.646	329.219	57%
SIMENTAL - SM	323.166	289.901	248.167	195.344	233.579	77.351	113.478	91.947	80.925	60.488	400.517	403.379	340.114	276.269	294.067	6%
ANGUS - AN	28.688	46.260	31.822	73.665	134.503	101.783	107.315	112.037	161.279	149.652	130.471	153.575	143.859	234.944	284.155	21%
LIMOUSIN - LM	240.211	259.540	214.611	126.339	109.613	103.164	179.622	62.776	66.073	45.096	343.375	439.162	277.387	192.412	154.709	-20%
GUZERÁ - GZ	29.005	30.629	36.830	48.039	102.988						29.005	30.629	36.830	48.039	102.988	114%
RED BRANGUS - RB			28.823	67.131	90.514	230	2.685	2.295	12.516	6.823	230	2.685	31.118	79.647	97.337	22%
BRANGUS - BN	39.963	34.752	31.578	20.781	54.436	1.471	3.603	1.315	33.860	31.925	41.434	38.355	32.893	54.641	86.361	58%
TABAPUÁ - TB	47.680	47.175	48.212	53.623	84.906						47.680	47.175	48.212	53.623	84.906	58%
BRAHMAN - BR	16.607	33.158	18.428	58.748	68.097	5.835	13.028	9.347	9.820	11.249	22.442	46.186	27.775	68.568	79.346	16%
BRAFORD - BO	7.791	15.636	41.930	42.232	61.277			7.791	1.629	800	7.791	15.636	42.652	43.861	62.077	42%
HEREFORD MOCHO - HP	23.027	26.184	33.202	39.255	41.256	25.748	30.005	29.865	28.718	15.912	48.775	56.189	63.067	67.973	57.168	-16%
CHAROLÉS - CH	19.183	30.503	20.500	51.611	33.401	15.808	16.535	27.114	27.688	22.809	34.991	47.038	47.614	79.299	56.210	-29%
GIR - GY	44.426	28.734	41.839	30.304	46.520						44.426	28.734	41.839	30.304	46.520	54%
SENEPOL - SE					27.867			7.987	8.257	2.583	0	7.987	8.257	2.583	45.959	1679%
BLONDE D'AQUITAINE - BD	30.057	34.440	21.429	19.093	30.921	12.494	15.250	12.926	19.882	8.632	42.551	49.690	34.355	38.975	39.553	1%
BRAUNVIEH - BU	1.460	3.751	17.651	23.918	33.828	7.031	4.123	4.980	7.485	5.412	8.491	7.874	22.631	31.403	39.240	25%
BONSMARA - NS					22.405			10.387	9.740	11.522	0	10.387	9.740	11.522	35.599	209%
SANTA GERTRUDIS - SG	24.656	32.843	32.902	24.865	33.465				40	145	24.656	32.843	32.902	24.905	33.610	35%
SIMBRASIL - SI	2.185	5.217	40	8.159	28.586					100	2.185	5.217	40	8.159	28.686	252%
MONTANA - MN					28.153						0	0	0	19.692	28.153	43%
PIEMONTÉS - PI	2.171	3.143	4.893	17.333	13.971	16.694	33.895	11.433	18.803	13.126	18.865	37.038	16.326	36.136	27.097	-25%
MARCHIGIANA - MR	25.962	14.245	17.861	26.196	24.753	3.601	3.126	2.154	493	225	29.563	17.371	20.015	26.689	24.978	-6%
CANCHIM - CC	14.044	11.122	5.496	19.267	24.892						14.044	11.122	5.496	19.267	24.892	29%
CARAÇU - CR	11.058	10.356	8.888	18.588	24.618				410		11.058	10.356	8.888	18.998	24.618	30%
CHAROLÉS MOCHO - CO	23.538	21.201	17.727	11.694	15.975	2.633	1.765	1.742	2.337	5.903	26.171	22.966	19.469	14.031	21.878	56%
BELGIAN BLUE - BB	4.541	7.284	3.307	9.518	17.953	8.203	10.155	5.142	3.332	735	12.744	17.439	8.449	12.850	18.688	45%
HEREFORD - HH	7.199	3.065	90	2.871	4.710	6.289	3.368	2.160	14.822	11.706	13.488	6.433	2.250	17.693	16.416	-7%
SIMENTAL MOCHO - SP				48.593	13.732	0	0	0	5.016	2.660	0	0	0	53.609	16.392	-69%
LIMOUSIN MOCHO - LP				19.632	12.071				3.451	351	0	0	0	23.083	12.422	-46%
COMPOSTO - XX	8.670	19.270	9.047	4.362	4.018	1.150	11.779	6.094	5.870	6.771	9.820	31.049	15.141	10.232	10.789	5%
DEVON - DE	7.690	2.639	9.846	3.341	8.357				471	1.830	7.690	2.639	9.846	3.812	10.187	167%
INDUBRASIL - IB	14.197	16.410	24.717	3.445	9.277						14.197	16.410	24.717	3.445	9.277	169%
SENGANGUS - SN								6.914	355	7.297	0	0	6.914	355	7.297	1955%
SHORTHORN - SS	221	65			100	124	834	1.290	1.739	3.085	345	899	1.290	1.739	3.185	83%
BELMONT RED - BT						10.940	3.260	4.955	919	3.011	10.940	3.260	4.955	919	3.011	228%
CHIANINA - CA	9.265	1.112	1.087	100	298	65	342	70	2.129	2.095	9.330	1.454	1.157	2.229	2.393	7%
GELBIEH - GV	8.725	1.827	2.054	3.574	685	1.104	1.940	3.302	3.735	1.432	9.829	3.767	5.356	7.309	2.117	-71%
GIR MOCHO - GM	9.355	3.662	9.628	2.475	1.920						9.355	3.662	9.628	2.475	1.920	-22%
OUTRAS	12.983	20.361	1.467	6.148	335	5.744	10.571	10.894	3.401	1.138	18.727	30.932	12.361	9.549	1.473	-85%
NORMANDO - NM	1.000	2.198	249	1.200	462	163	677	1.053	2.592	714	1.163	2.875	1.302	3.792	1.176	-69%
SANTA GERTRUDIS MOCHO - SO				1.416	990						0	0	0	1.416	990	-30%
KOBE (WAGYU) - KB	10	545	525	1.721	380				260	90	10	708	810	1.981	470	-76%
RED POLL - RP	105	60	60	30	450						105	60	60	30	450	1400%
BEEFMASTER - BM						550	6.200	490	1.789	350	550	6.200	490	1.789	350	-80%
<b>TOTAL CORTE</b>	<b>2.099.045</b>	<b>2.300.203</b>	<b>2.279.733</b>	<b>2.514.708</b>	<b>3.548.096</b>	<b>657.997</b>	<b>1.003.078</b>	<b>869.802</b>	<b>917.100</b>	<b>775.769</b>	<b>2.757.042</b>	<b>3.303.281</b>	<b>3.149.535</b>	<b>3.431.808</b>	<b>4.323.865</b>	<b>25,99%</b>
<b>EVOLUÇÃO %</b>		<b>9,58%</b>	<b>-0,89%</b>	<b>10,31%</b>	<b>41,09%</b>		<b>52,44%</b>	<b>-13,29%</b>	<b>5,44%</b>	<b>-15,41%</b>		<b>19,81%</b>	<b>-4,65%</b>	<b>8,96%</b>	<b>25,99%</b>	
<b>TOTAL LEITE</b>	<b>680.368</b>	<b>778.863</b>	<b>699.585</b>	<b>779.202</b>	<b>1.020.866</b>	<b>1.713.016</b>	<b>1.810.231</b>	<b>1.718.301</b>	<b>1.558.338</b>	<b>1.525.359</b>	<b>2.393.384</b>	<b>2.589.094</b>	<b>2.417.886</b>	<b>2.337.540</b>	<b>2.546.225</b>	<b>8,93%</b>
<b>EVOLUÇÃO %</b>		<b>14,48%</b>	<b>-10,18%</b>	<b>11,38%</b>	<b>31,01%</b>		<b>5,68%</b>	<b>-5,08%</b>	<b>-9,31%</b>	<b>-2,12%</b>		<b>8,18%</b>	<b>-6,61%</b>	<b>-3,32%</b>	<b>8,93%</b>	
<b>TOTAL</b>	<b>2.779.413</b>	<b>3.079.066</b>	<b>2.979.318</b>	<b>3.293.910</b>	<b>4.568.962</b>	<b>2.371.013</b>	<b>2.813.309</b>	<b>2.588.103</b>	<b>2.475.438</b>	<b>2.301.128</b>	<b>5.150.426</b>	<b>5.892.375</b>	<b>5.567.421</b>	<b>5.769.348</b>	<b>6.870.090</b>	<b>19,08%</b>
<b>EVOLUÇÃO %</b>		<b>10,78%</b>	<b>-3,24%</b>	<b>10,56%</b>	<b>38,71%</b>		<b>18,65%</b>	<b>-8,01%</b>	<b>-4,35%</b>	<b>-7,04%</b>		<b>14,41%</b>	<b>-5,51%</b>	<b>3,63%</b>	<b>19,08%</b>	
	<b>1997</b>	<b>1998</b>	<b>1999</b>	<b>2000</b>	<b>2001</b>	<b>EVOL %</b>										
<b>TOTAL CORTE</b>	2.757.042	3.303.281	3.149.535	3.431.808	4.323.865	26%										
<b>TOTAL LEITE</b>	2.393.384	2.589.094	2.417.886	2.337.540	2.546.225	9%										
<b>TOTAL GERAL</b>	5.150.426	5.892.375	5.567.421	5.769.348	6.870.090	19%										
	<b>1997</b>	<b>1998</b>	<b>1999</b>	<b>2000</b>	<b>2001</b>	<b>EVOL %</b>										
<b>TOTAL NACIONAL</b>	2.779.413	3.079.066	2.979.318	3.293.910	4.568.962	38,71%										
<b>TOTAL IMPORTADO</b>	2.371.013	2.813.309	2.588.103	2.475.438	2.301.128	-7,04%										
<b>TOTAL GERAL</b>	5.150.426	5.892.375	5.567.421	5.769.348	6.870.090	19,08%										



EVOLUÇÃO RAÇAS DE LEITE 1997 - 2001



RAÇAS	NACIONAL					IMPORTADO					TOTAL GERAL					EVOL %
	1997 Doses	1998 Doses	1999 Doses	2000 Doses	2001 Doses	1997 Doses	1998 Doses	1999 Doses	2000 Doses	2001 Doses	1997 Doses	1998 Doses	1999 Doses	2000 Doses	2001 Doses	
HOLANDÊS - HO	302.012	348.436	310.828	355.080	438.648	1.542.578	1.607.125	1.509.245	1.334.329	1.260.452	1.844.590	1.955.561	1.820.073	1.689.409	1.699.100	1%
JERSEY - JE	95.583	75.029	137.337	130.609	158.124	137.913	161.975	154.812	180.290	213.690	233.496	237.004	292.149	310.899	371.814	20%
GIR LEITEIRO - GL	181.713	229.242	165.061	194.325	310.891	0	0	0	0	0	181.713	229.242	165.061	194.325	310.891	60%
PARDO SUIÇO LEITE - BS	68.256	71.048	44.703	51.294	31.788	32.260	41.073	38.511	30.817	32.313	100.516	112.121	83.214	82.111	64.101	-22%
GIROLANDO - GO	13.949	22.039	16.454	17.516	43.924	0	0	0	0	0	13.949	16.669	16.454	17.516	43.924	151%
GUZERÁ LEITEIRO - GT	18.218	29.984	22.307	26.366	30.988	0	0	0	0	0	18.218	29.984	22.307	26.366	30.988	18%
HOLANDÊS VERMELHO - WW	0	0	0	2.385	341	0	0	15.711	12.902	18.704	0	0	15.711	15.287	19.045	25%
GIR LEITEIRO MOCHO - GH	537	2.969	2.681	1.487	6.012	0	0	0	0	0	537	2.969	2.681	1.487	6.012	304%
OUTRAS	100	116	214	140	150	265	58	22	0	200	365	174	236	140	350	-4%
<b>TOTAL LEITE</b>	<b>680.368</b>	<b>778.863</b>	<b>699.585</b>	<b>779.202</b>	<b>1.020.866</b>	<b>1.713.016</b>	<b>1.810.231</b>	<b>1.718.301</b>	<b>1.558.338</b>	<b>1.525.359</b>	<b>2.393.384</b>	<b>2.583.724</b>	<b>2.417.886</b>	<b>2.337.540</b>	<b>2.546.225</b>	<b>8,93%</b>
<b>EVOLUÇÃO %</b>		<b>14,48%</b>	<b>-10,18%</b>	<b>11,38%</b>	<b>31,01%</b>		<b>5,68%</b>	<b>-5,08%</b>	<b>-9,31%</b>	<b>-2,12%</b>		<b>7,95%</b>	<b>-6,42%</b>	<b>-3,32%</b>	<b>8,93%</b>	
<b>TOTAL CORTE</b>	<b>2.099.045</b>	<b>2.300.203</b>	<b>2.279.733</b>	<b>2.514.708</b>	<b>3.548.096</b>	<b>657.997</b>	<b>1.003.078</b>	<b>869.802</b>	<b>917.100</b>	<b>775.769</b>	<b>2.757.042</b>	<b>3.303.281</b>	<b>3.149.535</b>	<b>3.431.808</b>	<b>4.323.865</b>	<b>25,99%</b>
<b>EVOLUÇÃO %</b>		<b>9,58%</b>	<b>-0,89%</b>	<b>10,31%</b>	<b>41,09%</b>		<b>-13,29%</b>	<b>5,44%</b>	<b>-15,41%</b>	<b>-100,00%</b>		<b>19,81%</b>	<b>-4,65%</b>	<b>8,96%</b>	<b>25,99%</b>	
<b>TOTAL</b>	<b>2.779.413</b>	<b>3.079.066</b>	<b>2.979.318</b>	<b>3.293.910</b>	<b>4.568.962</b>	<b>2.371.013</b>	<b>2.813.309</b>	<b>2.588.103</b>	<b>2.475.438</b>	<b>2.301.128</b>	<b>5.150.426</b>	<b>5.887.005</b>	<b>5.567.421</b>	<b>5.769.348</b>	<b>6.870.090</b>	<b>19,08%</b>
<b>EVOLUÇÃO %</b>		<b>10,78%</b>	<b>-3,24%</b>	<b>10,56%</b>	<b>38,71%</b>		<b>18,65%</b>	<b>-8,01%</b>	<b>-4,35%</b>	<b>-7,04%</b>		<b>14,30%</b>	<b>-5,43%</b>	<b>3,63%</b>	<b>19,08%</b>	

	1997	1998	1999	2000	2001	Evol %
<b>TOTAL LEITE</b>	2.393.384	2.589.094	2.417.886	2.337.540	2.546.225	8,93%
<b>TOTAL CORTE</b>	2.757.042	3.303.281	3.149.535	3.431.808	4.323.865	25,99%
<b>TOTAL GERAL</b>	5.150.426	5.892.375	5.567.421	5.769.348	6.870.090	19,08%

	1997	1998	1999	2000	2001	Evol %
<b>TOTAL NACIONAL</b>	2.779.413	3.079.066	2.979.318	3.293.910	4.568.962	38,71%
<b>TOTAL IMPORTADO</b>	2.371.013	2.813.309	2.588.103	2.475.438	2.301.128	-7,04%
<b>TOTAL GERAL</b>	5.150.426	5.892.375	5.567.421	5.769.348	6.870.090	19,08%

