

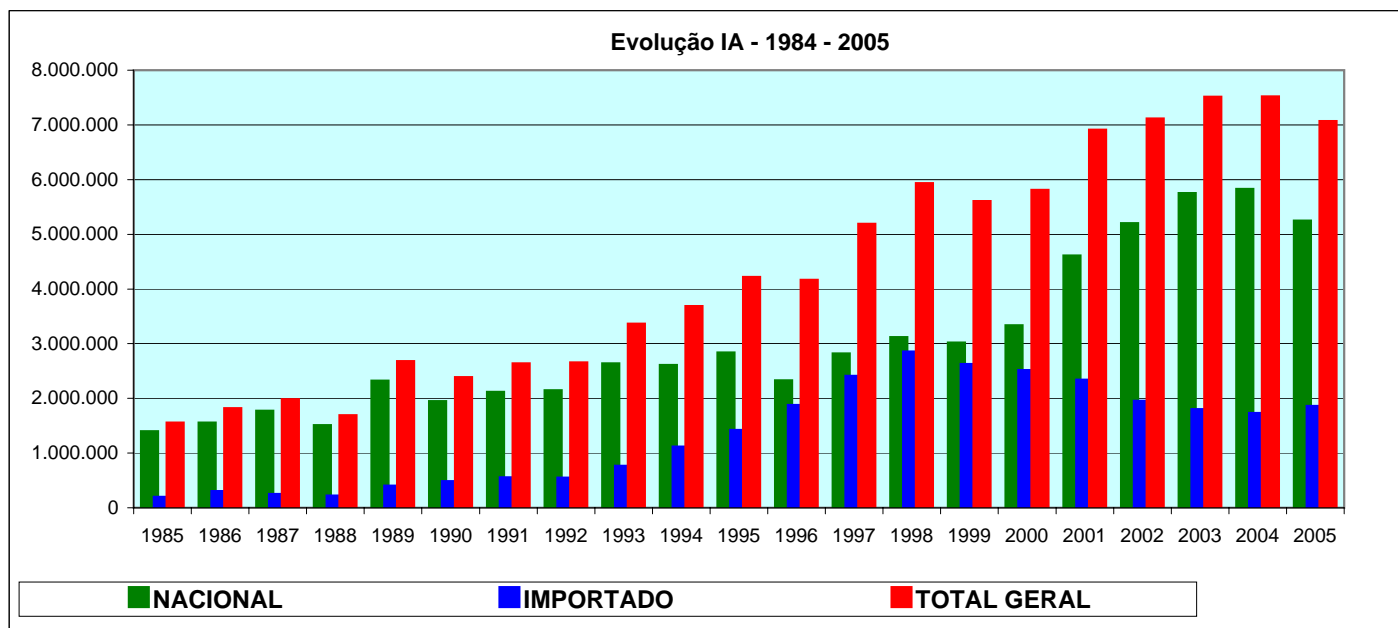
# EVOLUÇÃO DA INSEMINAÇÃO ARTIFICIAL NO BRASIL

## Nacional e Importado - Período de 1985 - 2005



| Ano  | NACIONAL  |        |         | IMPORTADO |        |         | TOTAL GERAL |         |
|------|-----------|--------|---------|-----------|--------|---------|-------------|---------|
|      | VENDAS    | PART % | EVOL %  | VENDAS    | PART % | EVOL %  | VENDAS      | EVOL %  |
| 1985 | 1.359.504 | 89,62% | -1,30%  | 157.476   | 10,38% | 1,11%   | 1.516.980   | -1,06%  |
| 1986 | 1.515.177 | 85,30% | 11,45%  | 261.149   | 14,70% | 65,83%  | 1.776.326   | 17,10%  |
| 1987 | 1.731.683 | 89,09% | 14,29%  | 212.032   | 10,91% | -18,81% | 1.943.715   | 9,42%   |
| 1988 | 1.467.825 | 89,03% | -15,24% | 180.929   | 10,97% | -14,67% | 1.648.754   | -15,18% |
| 1989 | 2.280.054 | 86,33% | 55,34%  | 361.019   | 13,67% | 99,54%  | 2.641.073   | 60,19%  |
| 1990 | 1.906.231 | 81,15% | -16,40% | 442.800   | 18,85% | 22,65%  | 2.349.031   | -11,06% |
| 1991 | 2.080.086 | 80,08% | 9,12%   | 517.582   | 19,92% | 16,89%  | 2.597.668   | 10,58%  |
| 1992 | 2.108.245 | 80,55% | 1,35%   | 509.036   | 19,45% | -1,65%  | 2.617.281   | 0,76%   |
| 1993 | 2.597.933 | 78,21% | 23,23%  | 723.597   | 21,79% | 42,15%  | 3.321.530   | 26,91%  |
| 1994 | 2.566.457 | 70,43% | -1,21%  | 1.077.431 | 29,57% | 48,90%  | 3.643.888   | 9,71%   |
| 1995 | 2.797.063 | 66,90% | 8,99%   | 1.383.908 | 33,10% | 28,45%  | 4.180.971   | 14,74%  |
| 1996 | 2.288.672 | 55,50% | -18,18% | 1.834.770 | 44,50% | 32,58%  | 4.123.442   | -1,38%  |
| 1997 | 2.779.413 | 53,96% | 21,44%  | 2.371.013 | 46,04% | 29,23%  | 5.150.426   | 24,91%  |
| 1998 | 3.079.066 | 52,26% | 10,78%  | 2.813.309 | 47,74% | 18,65%  | 5.892.375   | 14,41%  |
| 1999 | 2.980.091 | 53,52% | -3,21%  | 2.588.103 | 46,48% | -8,01%  | 5.568.194   | -5,50%  |
| 2000 | 3.293.910 | 57,09% | 10,53%  | 2.475.438 | 42,91% | -4,35%  | 5.769.348   | 3,61%   |
| 2001 | 4.568.962 | 66,51% | 38,71%  | 2.301.128 | 33,49% | -7,04%  | 6.870.090   | 19,08%  |
| 2002 | 5.161.441 | 72,94% | 12,97%  | 1.915.120 | 27,06% | -16,77% | 7.076.561   | 3,01%   |
| 2003 | 5.713.543 | 76,45% | 10,70%  | 1.759.716 | 23,55% | -8,11%  | 7.473.259   | 5,61%   |
| 2004 | 5.790.315 | 77,40% | 1,34%   | 1.690.234 | 22,60% | -3,95%  | 7.480.549   | 0,10%   |
| 2005 | 5.210.566 | 74,14% | -10,01% | 1.817.742 | 25,86% | 7,54%   | 7.028.308   | -6,05%  |

|                       |                           |                             |                       |
|-----------------------|---------------------------|-----------------------------|-----------------------|
| <b>Evolução 01-05</b> | <b>NACIONAL</b><br>14,04% | <b>IMPORTADO</b><br>-21,01% | <b>TOTAL</b><br>2,30% |
|-----------------------|---------------------------|-----------------------------|-----------------------|



# EVOLUÇÃO DA INSEMINAÇÃO ARTIFICIAL NO BRASIL

## Corte e Leite - Período de 1996 - 2005



| Ano  | CORTE     |        |         | LEITE     |        |         | TOTAL GERAL |        |
|------|-----------|--------|---------|-----------|--------|---------|-------------|--------|
|      | VENDAS    | PART % | EVOL %  | VENDAS    | PART % | EVOL %  | VENDAS      | EVOL % |
| 1996 | 1.979.284 | 48,00% | 11,03%  | 2.144.158 | 52,00% | -10,60% | 4.123.442   | -1,38% |
| 1997 | 2.757.042 | 53,53% | 39,29%  | 2.393.384 | 46,47% | 11,62%  | 5.150.426   | 24,91% |
| 1998 | 3.303.281 | 56,06% | 19,81%  | 2.589.094 | 43,94% | 8,18%   | 5.892.375   | 14,41% |
| 1999 | 3.150.308 | 56,58% | -4,63%  | 2.417.886 | 43,42% | -6,61%  | 5.568.194   | -5,50% |
| 2000 | 3.431.808 | 59,48% | 8,94%   | 2.337.540 | 40,52% | -3,32%  | 5.769.348   | 3,61%  |
| 2001 | 4.323.865 | 62,94% | 25,99%  | 2.546.225 | 37,06% | 8,93%   | 6.870.090   | 19,08% |
| 2002 | 4.704.085 | 66,47% | 8,79%   | 2.372.476 | 33,53% | -6,82%  | 7.076.561   | 3,01%  |
| 2003 | 4.896.204 | 65,52% | 4,08%   | 2.577.055 | 34,48% | 8,62%   | 7.473.259   | 5,61%  |
| 2004 | 4.898.640 | 65,49% | 0,05%   | 2.581.909 | 34,51% | 0,19%   | 7.480.549   | 0,10%  |
| 2005 | 4.183.141 | 59,52% | -14,61% | 2.845.167 | 40,48% | 10,20%  | 7.028.308   | -6,05% |

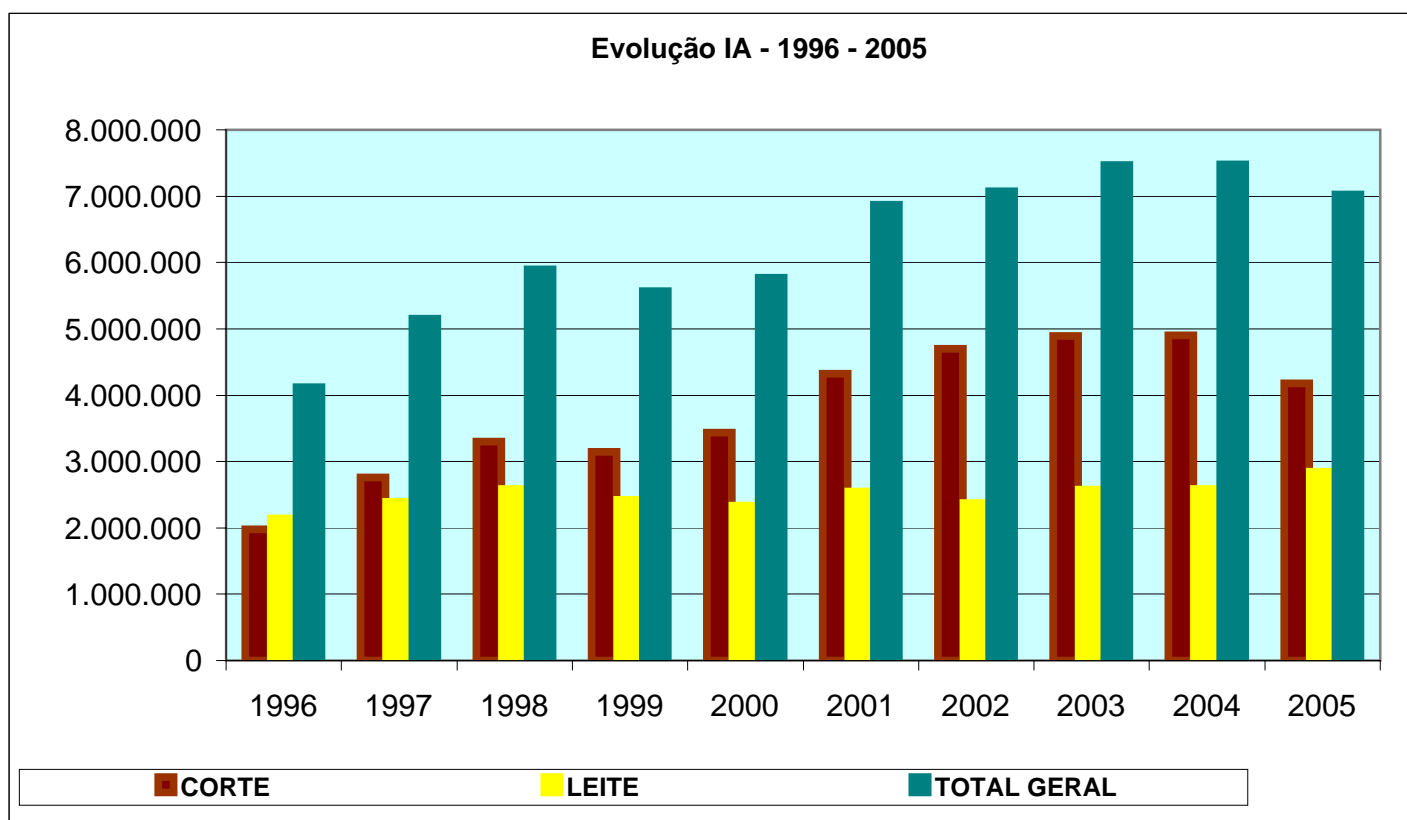
Evolução 01-05

-3,25%

11,74%

2,30%

Evolução IA - 1996 - 2005



COMERCIALIZAÇÃO DE SÊMEN 2005

RAÇAS DE CORTE E LEITE - NACIONAL E IMPORTADO



| RAÇAS                      | RAÇAS DE CORTE   |             |                |               |                  |                |
|----------------------------|------------------|-------------|----------------|---------------|------------------|----------------|
|                            | NACIONAL         |             | IMPORTADO      |               | TOTAL CORTE      |                |
|                            | DOSES            | PART %      | DOSES          | PART %        | DOSES            | PART %         |
| NELORE - NE                | 2.333.983        | 59,72%      |                | 0,00%         | 2.333.983        | 55,87%         |
| NELORE MOCHO - NO          | 370.121          | 9,47%       |                | 0,00%         | 370.121          | 8,86%          |
| RED ANGUS - AR             | 241.127          | 6,17%       | 54.515         | 19,83%        | 295.642          | 7,08%          |
| ANGUS - AN                 | 96.861           | 2,48%       | 111.121        | 40,42%        | 207.982          | 4,98%          |
| BRAHMAN - BR               | 158.916          | 4,07%       | 19.379         | 7,05%         | 178.295          | 4,27%          |
| GUZERÁ - GZ                | 99.329           | 2,54%       |                | 0,00%         | 99.329           | 2,38%          |
| TABAPUÁ - TB               | 101.890          | 2,61%       |                | 0,00%         | 101.890          | 2,44%          |
| SIMENTAL - SM              | 74.408           | 1,90%       | 13.009         | 4,73%         | 87.417           | 2,09%          |
| SENEPOL - SE               | 36.902           | 0,94%       | 9.758          | 3,55%         | 46.660           | 1,12%          |
| BRANGUS - BN               | 24.645           | 0,63%       | 13.410         | 4,88%         | 38.055           | 0,91%          |
| BONSMARA - NS              | 35.190           | 0,90%       | 510            | 0,19%         | 35.700           | 0,85%          |
| RED BRANGUS - RB           | 49.373           | 1,26%       | 3.376          | 1,23%         | 52.749           | 1,26%          |
| HEREFORD MOCHO - HP        | 27.241           | 0,70%       | 8.343          | 3,04%         | 35.584           | 0,85%          |
| BRAFORD - BO               | 46.847           | 1,20%       | 6.280          | 2,28%         | 53.127           | 1,27%          |
| COMPOSTO - XX              | 4.621            | 0,12%       | 1.818          | 0,66%         | 6.439            | 0,15%          |
| LIMOUSIN - LM              | 27.573           | 0,71%       | 5.791          | 2,11%         | 33.364           | 0,80%          |
| BRAUNVIEH - BU             | 11.894           | 0,30%       | 1.822          | 0,66%         | 13.716           | 0,33%          |
| CHAROLÉS - CH              | 8.886            | 0,23%       | 11.988         | 4,36%         | 20.874           | 0,50%          |
| CANCHIM - CC               | 20.636           | 0,53%       |                | 0,00%         | 20.636           | 0,49%          |
| CHAROLÉS MOCHO - CO        | 8.569            | 0,22%       | 824            | 0,30%         | 9.393            | 0,22%          |
| CARACU - CR                | 18.883           | 0,48%       |                | 0,00%         | 18.883           | 0,45%          |
| MONTANA - MN               | 7.532            | 0,19%       |                | 0,00%         | 7.532            | 0,18%          |
| SIMBRASIL - SI             | 9.179            | 0,23%       | 370            | 0,13%         | 9.549            | 0,23%          |
| MARCHIGIANA - MR           | 9.216            | 0,24%       |                | 0,00%         | 9.216            | 0,22%          |
| PIEMONTÉS - PI             | 2.235            | 0,06%       | 1.474          | 0,54%         | 3.709            | 0,09%          |
| SANTA GERTRUDIS - SG       | 11.694           | 0,30%       | 1.020          | 0,37%         | 12.714           | 0,30%          |
| BLONDE D'AQUITAINE - BD    | 4.374            | 0,11%       | 936            | 0,34%         | 5.310            | 0,13%          |
| HEREFORD - HH              | 8.988            | 0,23%       | 4.389          | 1,60%         | 13.377           | 0,32%          |
| INDUBRASIL - IB            | 10.873           | 0,28%       |                | 0,00%         | 10.873           | 0,26%          |
| DEVON - DE                 | 2.977            | 0,08%       |                | 0,00%         | 2.977            | 0,07%          |
| LIMOUSIN MOCHO - LP        | 2.116            | 0,05%       |                | 0,00%         | 2.116            | 0,05%          |
| SIMENTAL MOCHO - SP        | 15.118           | 0,39%       |                | 0,00%         | 15.118           | 0,36%          |
| GIR MOCHO - GM             | 3.459            | 0,09%       |                | 0,00%         | 3.459            | 0,08%          |
| NORMANDO - NM              | 100              | 0,00%       | 3.198          | 1,16%         | 3.298            | 0,08%          |
| BELGIAN BLUE - BB          | 1.073            | 0,03%       |                | 0,00%         | 1.073            | 0,03%          |
| PITANGUEIRAS - PT          |                  | 0,00%       |                | 0,00%         |                  | 0,00%          |
| SENANGUS - SN              | 5.379            |             | 110            | 0,04%         | 5.489            | 0,13%          |
| SHORTHORN - SS             |                  | 0,00%       | 85             | 0,03%         | 85               | 0,00%          |
| MONTBELIARD - MO           | 240              | 0,01%       | 1.078          | 0,39%         | 1.318            | 0,03%          |
| GIR - GY                   | 4.620            | 0,12%       |                | 0,00%         | 4.620            | 0,11%          |
| AUBRAC - AU                |                  | 0,00%       |                | 0,00%         |                  | 0,00%          |
| TARENTEISE - TA            |                  |             | 10             |               | 10               |                |
| PARTHENAISE - PA           |                  | 0,00%       | 50             | 0,02%         | 50               | 0,00%          |
| KOBE (WAGYU) - KB          | 190              | 0,00%       |                | 0,00%         | 190              | 0,00%          |
| GELBVIEH - GV              | 241              | 0,01%       | 60             | 0,02%         | 301              | 0,01%          |
| CHIANINA - CA              | 21               | 0,00%       | 30             | 0,01%         | 51               | 0,00%          |
| PIRENAICO - PR             |                  | 0,00%       |                | 0,00%         |                  | 0,00%          |
| RED POLL - RP              | 68               | 0,00%       |                | 0,00%         | 68               | 0,00%          |
| TULI - TI                  | 653              | 0,02%       |                |               | 653              |                |
| SANTA GERTRUDIS MOCHO - SO |                  | 0,00%       |                | 0,00%         |                  | 0,00%          |
| GASCONE - GS               |                  | 0,00%       |                | 0,00%         |                  | 0,00%          |
| FLAMENGA - FA              | 635              | 0,02%       | 54             | 0,02%         | 689              | 0,02%          |
| BEEFMASTER - BM            |                  | 0,00%       |                | 0,00%         |                  | 0,00%          |
| BELMONT RED - BT           | 4.095            | 0,10%       |                | 0,00%         | 4.095            | 0,10%          |
| GALLOWAY - GA              |                  | 0,00%       |                | 0,00%         |                  | 0,00%          |
| RUBIA GALLEGA - RG         |                  | 0,00%       |                |               |                  | 0,00%          |
| MURRAH - UM                | 4.729            | 0,12%       |                |               |                  |                |
| SINDI - SD                 | 478              | 0,01%       |                |               |                  |                |
| RED BRAHMA - RR            | 20               | 0,00%       | 80             |               |                  |                |
| SOUTH DEVON - DS           | 17               | 0,00%       |                |               |                  |                |
| SOUTH POLL - ST            | 38               | 0,00%       |                |               |                  |                |
| <b>TOTAL</b>               | <b>3.908.253</b> | <b>100%</b> | <b>274.888</b> | <b>99,97%</b> | <b>4.177.779</b> | <b>100,00%</b> |

|                       |                  |                |
|-----------------------|------------------|----------------|
| TOTAL CORTE NACIONAL  | 3.908.253        | 93,43%         |
| TOTAL CORTE IMPORTADO | 274.888          | 6,57%          |
| <b>TOTAL CORTE</b>    | <b>4.183.141</b> | <b>100,00%</b> |

|                    |                  |                |
|--------------------|------------------|----------------|
| TOTAL CORTE        | 4.183.141        | 59,52%         |
| TOTAL LEITE        | 2.845.167        | 40,48%         |
| <b>TOTAL GERAL</b> | <b>7.028.308</b> | <b>100,00%</b> |

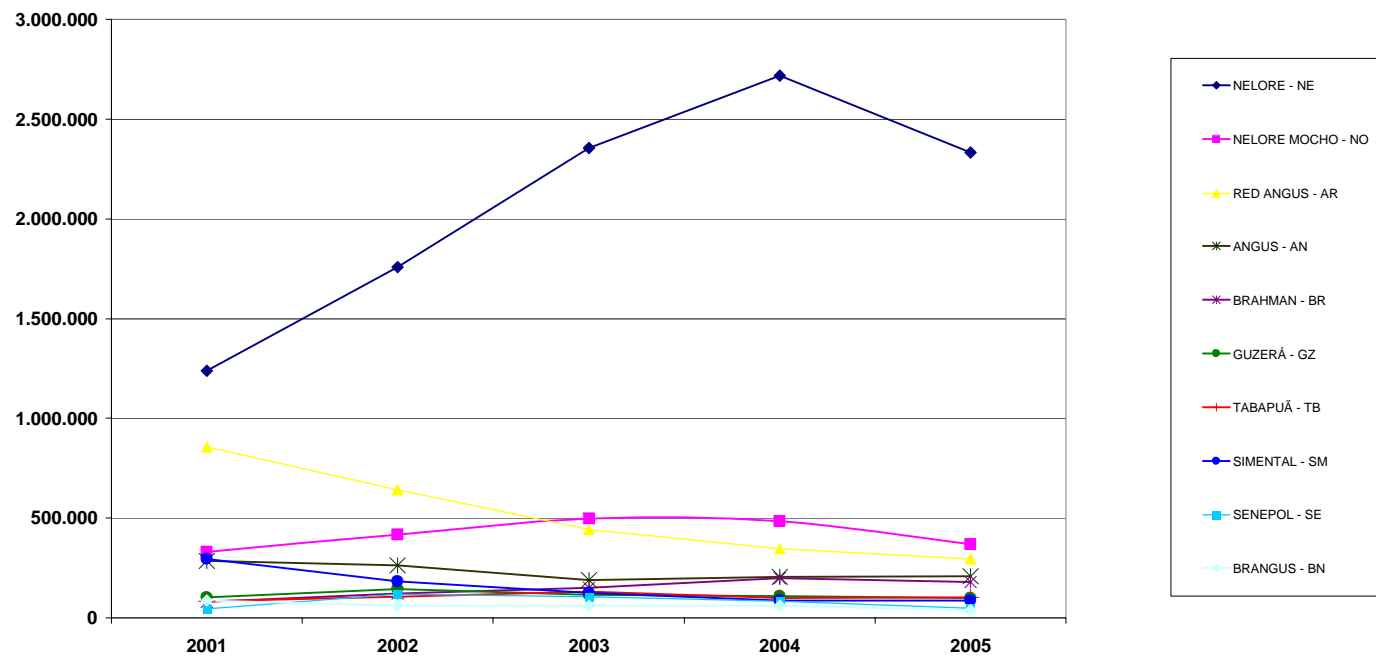
| RAÇAS                   | RAÇAS DE LEITE   |                |                  |                |                  |                |
|-------------------------|------------------|----------------|------------------|----------------|------------------|----------------|
|                         | NACIONAL         |                | IMPORTADO        |                | TOTAL LEITE      |                |
|                         | DOSES            | PART %         | DOSES            | PART %         | DOSES            | PART %         |
| HOLANDES - HO           | 230.622          | 17,71%         | 1.200.742        | 77,83%         | 1.431.364        | 50,31%         |
| GIR LEITEIRO - GL       | 659.596          | 50,65%         |                  | 0,00%          | 659.596          | 23,18%         |
| JERSEY - JE             | 206.692          | 15,87%         | 293.623          | 19,03%         | 500.315          | 17,58%         |
| GIROLANDO - GO          | 116.041          | 8,91%          |                  | 0,00%          | 116.041          | 4,08%          |
| GUZERÁ LEITEIRO - GT    | 61.530           | 4,72%          |                  | 0,00%          | 61.530           | 2,16%          |
| PARDOS SUIÇO LEITE - BS | 18.747           | 1,44%          | 26.356           | 1,71%          | 45.103           | 1,59%          |
| HOLANDES VERMELHO - WW  | 4.155            | 0,32%          | 20.222           | 1,31%          | 24.377           | 0,86%          |
| GIR LEITEIRO MOCHO - GH | 3.385            | 0,26%          |                  | 0,00%          | 3.385            | 0,12%          |
| AYRSHIRE - AY           |                  | 0,00%          | 1.574            | 0,10%          | 1.574            | 0,06%          |
| COMPOSTO LEITE - XX     | 1.545            | 0,12%          |                  | 0,00%          | 1.545            | 0,05%          |
| GUERNSEY - GU           |                  | 0,00%          | 337              | 0,02%          | 337              | 0,01%          |
| <b>TOTAL</b>            | <b>1.302.313</b> | <b>100,00%</b> | <b>1.542.854</b> | <b>100,00%</b> | <b>2.845.167</b> | <b>100,00%</b> |

|                       |                  |                |
|-----------------------|------------------|----------------|
| TOTAL LEITE NACIONAL  | 1.302.313        | 45,77%         |
| TOTAL LEITE IMPORTADO | 1.542.854        | 54,23%         |
| <b>TOTAL LEITE</b>    | <b>2.845.167</b> | <b>100,00%</b> |

|                    |                  |                |
|--------------------|------------------|----------------|
| TOTAL NACIONAL     | 5.210.566        | 74,14%         |
| TOTAL IMPORTADO    | 1.817.742        | 25,86%         |
| <b>TOTAL GERAL</b> | <b>7.028.308</b> | <b>100,00%</b> |



Evolução das 10 raças mais vendidas - corte



EVOLUÇÃO RAÇAS DE LEITE - Últimos 5 anos



| RAÇAS                   | NACIONAL         |                  |                  |                  |                  | IMPORTADO              |                  |                  |                  |                  | TOTAL GERAL      |                  |                  |                  |                  |               |               |
|-------------------------|------------------|------------------|------------------|------------------|------------------|------------------------|------------------|------------------|------------------|------------------|------------------|------------------|------------------|------------------|------------------|---------------|---------------|
|                         | 2001             | 2002             | 2003             | 2004             | 2005             | 2001                   | 2002             | 2003             | 2004             | 2005             | 2001             | 2002             | 2003             | 2004             | 2005             | EVOL %        | EVOL %        |
|                         | Doses            | Doses            | Doses            | Doses            | Doses            | Doses                  | Doses            | Doses            | Doses            | Doses            | Doses            | Doses            | Doses            | Doses            | Doses            | 04-05         | 01-05         |
| HOLANDES - HO           | 438.648          | 321.579          | 297.716          | 228.023          | 230.622          | 1.260.452              | 1.123.088        | 1.108.298        | 1.083.040        | 1.200.742        | 1.699.100        | 1.444.667        | 1.406.014        | 1.311.063        | 1.431.364        | 9,18%         | -15,76%       |
| GIR LEITEIRO - GL       | 310.891          | 406.503          | 537.386          | 574.510          | 659.596          |                        |                  |                  |                  |                  | 310.891          | 406.503          | 537.386          | 574.510          | 659.596          | 14,81%        | 112,16%       |
| JERSEY - JE             | 158.124          | 192.260          | 257.543          | 207.013          | 206.692          | 213.690                | 174.195          | 167.069          | 217.962          | 293.623          | 371.814          | 366.455          | 424.612          | 424.975          | 500.315          | 17,73%        | 34,56%        |
| GIROLANDO - GO          | 43.924           | 48.959           | 64.810           | 95.068           | 116.041          |                        |                  |                  |                  | 0                | 43.924           | 48.959           | 64.810           | 95.068           | 116.041          | 22,06%        | 164,19%       |
| GUZERÁ LEITEIRO - GT    | 30.988           | 27.770           | 36.187           | 59.995           | 61.530           |                        |                  |                  |                  | 0                | 30.988           | 27.770           | 36.187           | 59.995           | 61.530           | 2,56%         | 98,56%        |
| PARDO SUIÇO LEITE -BS   | 31.788           | 29.355           | 40.865           | 23.758           | 18.747           | 32.313                 | 31.038           | 38.986           | 27.622           | 26.356           | 64.101           | 60.393           | 79.851           | 51.380           | 45.103           | -12,22%       | -29,64%       |
| HOLANDES VERMELHO - WW  | 341              | 60               | 3.940            | 3.728            | 4.155            | 18.704                 | 13.057           | 13.724           | 44.704           | 20.222           | 19.045           | 13.117           | 17.664           | 48.432           | 24.377           | -49,67%       | 28,00%        |
| GIR LEITEIRO MOCHO - GH | 6.012            | 3.542            | 8.357            | 13.773           | 3.385            |                        |                  |                  |                  | 0                | 6.012            | 3.542            | 8.357            | 13.773           | 3.385            | -75,42%       | -43,70%       |
| AYRSHIRE - AY           |                  |                  |                  |                  |                  |                        |                  | 1.371            | 1.435            | 1.574            |                  |                  | 1.371            | 1.435            | 1.574            | 9,69%         |               |
| COMPOSTO LEITE - XX     |                  |                  | 505              | 925              | 1.545            |                        |                  |                  |                  |                  |                  |                  | 505              | 925              | 1.545            | 67,03%        |               |
| GUERNSEY - GU           |                  |                  |                  |                  |                  |                        |                  | 298              | 353              | 337              |                  |                  | 298              | 353              | 337              | -4,53%        |               |
| OUTRAS*                 | 150              | 0                |                  |                  |                  | 200                    | 1.070            |                  |                  |                  | 350              | 1.070            |                  |                  |                  |               | -100,00%      |
| <b>TOTAL LEITE</b>      | <b>1.020.866</b> | <b>1.030.028</b> | <b>1.247.309</b> | <b>1.206.793</b> | <b>1.302.313</b> | <b>1.525.359</b>       | <b>1.342.448</b> | <b>1.329.746</b> | <b>1.375.116</b> | <b>1.542.854</b> | <b>2.546.225</b> | <b>2.372.476</b> | <b>2.577.055</b> | <b>2.581.909</b> | <b>2.845.167</b> | <b>10,20%</b> | <b>11,74%</b> |
| <b>EVOLUÇÃO %</b>       | <b>31,01%</b>    | <b>0,90%</b>     | <b>21,09%</b>    | <b>-3,25%</b>    | <b>7,92%</b>     | <b>-2,12%</b>          | <b>-11,99%</b>   | <b>-0,95%</b>    | <b>3,41%</b>     | <b>12,20%</b>    | <b>8,93%</b>     | <b>-6,82%</b>    | <b>8,62%</b>     | <b>0,19%</b>     | <b>10,20%</b>    |               |               |
| <b>TOTAL CORTE</b>      | <b>3.548.096</b> | <b>4.131.413</b> | <b>4.466.234</b> | <b>4.583.522</b> | <b>3.908.253</b> | <b>775.769</b>         | <b>572.672</b>   | <b>429.970</b>   | <b>315.118</b>   | <b>274.888</b>   | <b>4.323.865</b> | <b>4.704.085</b> | <b>4.896.204</b> | <b>4.898.640</b> | <b>4.183.141</b> |               |               |
| <b>EVOLUÇÃO %</b>       | <b>41,09%</b>    | <b>16,44%</b>    | <b>8,10%</b>     | <b>2,63%</b>     | <b>-14,73%</b>   | <b>-15,41%</b>         | <b>-26,18%</b>   | <b>-24,92%</b>   | <b>-26,71%</b>   | <b>-12,77%</b>   | <b>25,99%</b>    | <b>8,79%</b>     | <b>4,08%</b>     | <b>0,05%</b>     | <b>-14,61%</b>   |               |               |
| <b>TOTAL</b>            | <b>4.568.962</b> | <b>5.161.441</b> | <b>5.713.543</b> | <b>5.790.315</b> | <b>5.210.566</b> | <b>2.301.128</b>       | <b>1.915.120</b> | <b>1.759.716</b> | <b>1.690.234</b> | <b>1.817.742</b> | <b>6.870.090</b> | <b>7.076.561</b> | <b>7.473.259</b> | <b>7.480.549</b> | <b>7.028.308</b> |               |               |
| <b>EVOLUÇÃO %</b>       | <b>38,71%</b>    | <b>12,97%</b>    | <b>10,70%</b>    | <b>1,34%</b>     | <b>-10,01%</b>   | <b>-7,04%</b>          | <b>-16,77%</b>   | <b>-8,11%</b>    | <b>-3,95%</b>    | <b>7,54%</b>     | <b>19,08%</b>    | <b>3,01%</b>     | <b>5,61%</b>     | <b>0,10%</b>     | <b>-6,05%</b>    |               |               |
| <b>TOTAL LEITE</b>      | 2.546.225        | 2.372.476        | 2.577.055        | 2.581.909        | 2.845.167        | <b>TOTAL NACIONAL</b>  |                  |                  |                  |                  | 2.546.225        | 2.372.476        | 2.577.055        | 2.581.909        | 2.845.167        |               |               |
| <b>TOTAL CORTE</b>      | 4.323.865        | 4.704.085        | 4.896.204        | 4.898.640        | 4.183.141        | <b>TOTAL IMPORTADO</b> |                  |                  |                  |                  | 4.323.865        | 4.704.085        | 4.896.204        | 4.898.640        | 4.183.141        |               |               |
| <b>TOTAL GERAL</b>      | 6.870.090        | 7.076.561        | 7.473.259        | 7.480.549        | 7.028.308        | <b>TOTAL GERAL</b>     |                  |                  |                  |                  | 6.870.090        | 7.076.561        | 7.473.259        | 7.480.549        | 7.028.308        |               |               |

\* Algumas raças não tem histórico anterior a 2003 pois estavam em "Outras"

Evolução das raças mais vendidas - Leite

